

**2023**

**Garden Construction  
Power Machinery  
and Accessories**





## ONLINE ACCESS



Spare Parts online orders over €100  
**FREE DELIVERY.**



Access to place an order and information  
24 hours - 7 days a week.

- ✓ To order spare parts online
- ✓ To top up your account
- ✓ To pay off a balance
- ✓ To check statements and invoices
- ✓ To view machine diagrams for  
STIGA, Alpina, Castelgarden and  
Briggs & Stratton




**Note Your Login Details Here:**

**Username** .....

**Password** .....



**www.doyles.ie**



## GUARANTEE

# BACKED BY DOYLE'S

OUR PROMISE TO YOU

With a heritage stretching back to 1884, Doyle's have built a strong reputation known for their expertise and trustworthiness - selling reliable and dependable products for many generations.

At Doyle's we strive to be the best in everything we do, and ensure that the products we sell are fit for our customer's purpose. We only supply products that we know are suitable to Irish conditions that are serviceable and can be supported in the field. We work with like-minded manufacturing partners that share our passion and work to our ethos "if we sell it, we support it". This gives our customers the comfort and peace of mind which we can rely upon in this ever-changing world.

Backed by Doyle's is your guarantee of the right product, at the best price with the expertise, parts and support you need to get the job done for many more years to come.

*- Doyle's Wholesale*

# CONTENTS

<b>STIGA</b>		<b>08 - 59</b>	<b>STIGA</b>
Battery Range .....	08	Battery 7 Series Handhelds .....	22-23
Battery Rider .....	10	Battery 9 Series Handhelds .....	24-25
Battery Lawn Tractors .....	11	E Power 48V Batteries .....	26
Gyro 500 Battery Zero Turn .....	12	Battery Belt Backpack Chargers .....	27
Battery Lawnmowers .....	13-15	Robot Mowers .....	28
Battery 1 Series Handhelds .....	16-19	Lawn Tractors .....	29-36
Battery 5 Series Handhelds .....	20-21	Front Deck Lawnmowers .....	37-41
		Lawnmowers .....	42-45
		Twinclip Lawnmower .....	46
		Multiclip Lawnmowers .....	47
		Handhelds .....	48-55
		Electric Pressure Washers .....	56
		Sweepers .....	57-58

<b>CASTELGARDEN</b>		<b>60 - 71</b>	<b>CASTELGARDEN</b>
Battery Tractor Mower .....	62	Lawnmowers Steel .....	67-68
Tractor Mower .....	63-66	Lawnmowers Galvanised .....	69
		Handhelds .....	70-71

<b>ALPINA</b>		<b>72 - 87</b>	<b>ALPINA</b>
Tractor Mowers .....	74-76	100 Series Battery Lawnmowers .....	85
Petrol Handhelds .....	77-82	100 Series Battery Handhelds .....	86-87
100 Series Batteries & Chargers .....	84		

<b>AMBROGIO ROBOTIC MOWERS</b>		<b>88 - 99</b>	<b>AMBROGIO ROBOT</b>
Ambrogio Robot Mowers .....	88	Greenline .....	97
Proline .....	90-91	Amby .....	98
Nextline .....	92-96	Cable Laying Machine .....	99

<b>TECHLINE ROBOTIC MOWERS</b>		<b>100 - 103</b>	<b>TECHline</b>
Next Tech D X2.9 and B X4 .....	101	Next Tech D X2.5 .....	102
		Next Tech D X2 .....	103

<b>SECO</b>		<b>104 - 106</b>	<b>SECO</b>
Starjet UJ102 22 H .....	104	Crossjet & Goliath .....	105
		Starjet 122 4X4 .....	106

<b>DORMAK</b>		<b>107 - 112</b>	<b>DORMAK</b>
Lawnmowers .....	107-108	Shredders .....	111
Garden Scarifiers .....	109	Rough Cut Mower .....	112
Tillers & Log Splitters .....	110		

<b>VICTOR CONSTRUCTION</b>		<b>114 - 129</b>	<b>VICTOR</b>
Power Washers .....	116	Sweeper / Floor Sander / Sandglider Accessories .....	123
Wheelbarrows .....	117	MBW Plate Compactors / Accessories .....	124
Cement Mixers .....	118	MBW Screeds / Handtools .....	125
Site Mixers / Road Tow Mixers .....	119	Water Pumps .....	126
Generators / Power Trowels / Rammer / Roadsaw .....	120	Generators .....	127
Compactors Plate / Forward & Reverse .....	121	Diamond Blades 400 Series .....	128
Submersible Water Pumps .....	122	Diamond Blades 1,000 Series .....	129

STIGA



**STIGA**

**EPOWER**  
DRIVEN BY STIGA

**BACKED BY  
DOYLES**  
SINCE 1958

# BATTERY RIDER

## SWIFT 372E

Working area up to 2,000 m<sup>2</sup>

FULLY ELECTRIC

COMPATIBLE WITH BATTERY RANGE

4 BATTERIES INCLUDED

2 x 5Ah & 2 x 7.5Ah removable and shareable batteries with STIGA 48V battery tools. Charging time: 3 hours.

ESTIMATED RUNTIME UP TO 45 MINUTES

2 BLADED DECK

Innovative blade speed control, the blade motors rpm will decrease or increase for light or heavy cutting conditions. New deck material and design allows a more efficient air flow in the tunnel and around the two blades.

BT CONNECTIVITY

Includes APP, smart recharge schedule, machine main page info, virtual dashboard, maintenance program, dealer contact, find my dealer, user manual, remote maintenance by the preferred dealer and best cutting.

COMPACT DIMENSIONS

Compact dimensions, fits through narrow gateways (width: 735 mm).

WASHING LINK

IP 65 protection for motors and electric system allows cutting unit be easily cleaned thanks to the washing link.



### Technical Specifications

### SWIFT 372E

Battery Pack	48V - 25Ah (2 X 5Ah & 2 X 7.5Ah Batteries Included)
Engine Net Power / Energy / RPM	2 kW / 1,100 Wh / 3,500 rpm
Blades	2 motors BLDC
Cutting Method Options	Rear Discharge
Cutting Deck Size	72 cm
Cutting Height Range / Positions	30 - 80 mm / 6 positions
Blade Engagement Type	Electric
Transmission Type / Method	Electric / Pedal-operated
Collector Capacity	170 Litres
Dashboard	Yes with LED batt. status / alarm
Wheel Size	13" X 15"
Tool Kit Options	Mulching Kit, Fast Battery Charger
Other	Cruise Control, USB Plug, Connectivity
Product Weight	TBC
RRP	€



# BATTERY LAWN TRACTORS



## Estate 384e

- Suitable for gardens up to 3,000m<sup>2</sup>
- Estimated runtime: up to 60 minutes
- 2 hour fast charging



## Estate 798e

- Suitable for gardens up to 7,000m<sup>2</sup>
- Estimated runtime: up to 110 minutes
- 3 hours 30 minutes fast charging



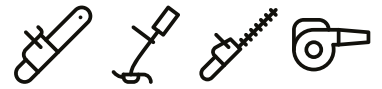
Technical Specifications	ESTATE 384E	ESTATE 798E
Battery Pack	48V - 30Ah	48V - 64Ah
Engine Net Power / Energy / RPM	3 kW / 1,500 Wh / 3,000 rpm	3 kW / 3,200 Wh / 3,000 rpm
Charger / Fully Charged Time	Fast Charger Included (18A) / 2 hours	Fast Charger Included (18A) / 3 hours 30 mins.
Blades	2 motors BLDC	2 motors BLDC
Cutting Method Options	Rear Discharge	Rear Discharge
Cutting Deck Size	84 cm	98 cm
Cutting Height Range / Positions	25 - 80 mm / 7 positions	Electric adjustment from 25 - 80 mm
Blade Engagement Type	Electric	Electric
Transmission Type / Method	Electric / Pedal-operated	Electric / Pedal-operated
Collector Capacity	240 Litres	240 Litres electric emptying system
Dashboard	Yes with LED batt. status / alarm	Yes with LED batt. status / alarm
Wheel Size	15" X 18"	15" X 18"
Tool Kit Options	Mulching Kit	Mulching Kit
Other	Cruise Control, USB Plug, Connectivity	Cruise Control, USB Port, App Connectivity
Product Weight	TBC	TBC
RRP	€	€

## NEW 1 Series 20 V System

From tackling stubborn weeds to managing unruly lawns, there's a STIGA handheld to suit every gardening need.



# 1 SERIES HANDHELDS



## Grasstrimmer

**NEW**



### Technical Specifications GT 100E KIT

Compact and ergonomic battery powered grasstrimmer complete with lawn edge trimmer.

▫ 150W Motor with Brushes	▫ Head Adjustment 45° / 5 Pos.
▫ Max Speed 8,000 rpm	▫ Adjustable Loop Handle
▫ 2Ah Battery & Charger Included	▫ Straight Telescopic Shaft
▫ Strimming & Edging Function	▫ LED Electronic Control Panel
▫ Auto Feed Single Line Nylon Head	▫ Vibration Level 4.98 m/s <sup>2</sup>
▫ Cutting Line 1.6mm	▫ Sound Power Level 92 dB (A)
▫ Cutting Width 26cm	▫ Net Weight (w/o c. Syst) 2kg

RRP €



## Hedgetrimmer

**NEW**

### Technical Specifications HT 100E KIT

Battery powered hedgetrimmer with a 55 cm double cutting action blade

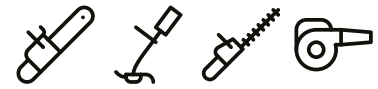
▫ 150W Motor with Brushes	▫ Hang Hole Protects Blade Tip
▫ 2Ah Battery & Charger Included	▫ Adjustable Handle 180° / 3 Pos.
▫ Working Time 40min**	▫ Rear Trigger for Blade Actioning
▫ Blade Dual Action Laser Cut	▫ LED Electronic Control Panel
▫ Blade Speed 2,300 spm	▫ Vibration Level 1.12 m/s <sup>2</sup>
▫ Cutting Length 50 cm	▫ Sound Power Level 86 dB (A)
▫ Cutting Width 18 cm	▫ Weight 2.2kg

RRP €



\*\*Working time calculated using the suggested battery amperage

# 1 SERIES HANDHELDS



## Blower

**NEW**

### Technical Specifications BL 100E KIT

A lightweight & easy to use cordless battery powered blower that makes cleaning outdoor debris easy!

▫ 280W Motor with Brushes	▫ Side & Base Ventilation Grid
▫ 4Ah Battery & Charger Included	▫ Quick Tube Release Button
▫ Max Speed 15,500 rpm	▫ Variable Speed
▫ Working Time Speed Full 20min**	▫ Vibration Level 0.83 m/s <sup>2</sup>
▫ Working Time Sp. Normal 40min**	▫ Sound Power Level 92 dB (A)
▫ Max Air Speed 32 m/s	▫ Net Weight 1.7kg
▫ Max Air Volume 540m <sup>3</sup> /h	RRP €



## Vacuum Shredder

**NEW**

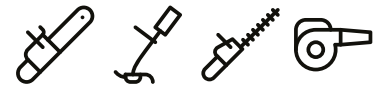
### Technical Specifications VS 100E KIT

A lightweight & easy to use cordless battery powered blower or vacuum shredder.

▫ 600W Brushless Motor	▫ Side & Base Ventilation Grid
▫ 2 X 4Ah Batteries & Charger Incl.	▫ Variable Speed with Wheel
▫ Max Speed 12,000 rpm	▫ Collector Bag Capacity 45 Litres
▫ Working Time Blowing 23min**	▫ Mulching Ratio 10:1
▫ Working Time Vacuuming 18min**	▫ Vibration Level 2.03 m/s <sup>2</sup>
▫ Max Air Speed 55 m/s	▫ Sound Power Level 98 dB (A)
▫ Avg. Vacuum Air Volume 580m <sup>3</sup> /h	▫ Net Weight (w/o Battery) 2kg

RRP €





# 1 SERIES HANDHELDS

## Multi-Tool MT 100E Kit **NEW**

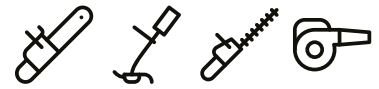
⊢ This powerful, lightweight cordless battery powered multi-tool with pruner and hedgetrimmer attachments is easy to start, adjust, use, clean and store. Ideal for cutting and pruning shrubs, hedges and trees.



Technical Specifications	MT 100E KIT
⊢ 4Ah Battery & Charger Included	⊢ Telescopic Shaft 55cm
⊢ Harness Hook & Harness Incl.	⊢ Shaft tube diameter 26cm
⊢ Softgrip Ergonomic Rear Handle	⊢ Vibration Level 1.14 m/s <sup>2</sup>
<b>HEDGER ATTACHMENT</b>	<b>PRUNER ATTACHMENT</b>
⊢ 150w Motor with Brushes	⊢ 150w Motor with Brushes
⊢ Working Time 70 min**	⊢ Wrk. Time 20min/30 cuts Ø14cm**
⊢ Blade Length 45.5 cm	⊢ Bar Length 20cm
⊢ Blade Speed 2,600 spm	⊢ Chain Speed 5.0 m/s / 2,500 rpm
⊢ Cutting Length 41.5 cm	⊢ Chain 3/8" .050" (91P033X)
⊢ Tooth Spacing 18 mm	⊢ Chain Lubrication Automatic
⊢ Head adjustable 112° / 6 pos.	⊢ Tensioner with Tool
⊢ Weight body/tool, no batt. 3.1kg	⊢ Weight body/tool, no batt. 3.2kg
⊢ Total Length body & tool 275 cm	⊢ Total Length body & tool 255 cm
⊢ Sound Power Level 89 dB (A)	⊢ Sound Power Level 87 dB (A)
<b>RRP €</b>	



## 9 SERIES HANDHELDS



## Battery Backpack

NEW

## Technical Specifications BH 900E (SBC 900 DA)

This ergonomic power carrier accessory allows for comfortable movement around the garden – if runtime gets low simply switch to the second battery.

HARNESSES CLIPS:	This strap distributes the battery weight perfectly ensuring battery is always in the correct position.
BACK HARNESSES:	Professional harness, comfortable and durable for long work sessions.
2 BATTERY SLOTS:	Can be used with ALL STIGA batteries. Convenient to load one and give the user freedom to choose between light weight and long run time.
CONNECTION SYSTEM:	Plug in cable.
SWITCH CONNECTOR:	Easy switch over from one battery to the other for uninterrupted runtime or for max power plug in two 48V 7.5 Ah batteries.
ADJUSTABLE HEIGHT:	Ensures a more comfortable fit during long gardening sessions.

RRP €



## Hedgetrimmer

NEW

## Technical Specifications HT 900E (SHT 900 SE)

Battery powered hedgetrimmer with a 65 cm double cutting action carbon steel blade.

500W Brushless Motor	Hang Hole Protects Blade Tip
Working Time 180min with 2 x 7.5Ah batteries	33 mm tooth spacing
Blade 65cm dual action laser cut	Handle 180° adjustable / 3 pos.
Blade Speed 3,000 - 3,600 spm	LED Electronic Control Panel
Cutting Length 60 cm	Vibration Level 4.5 m/s <sup>2</sup>
Cutting Width 34 cm	Sound Power Level 92 dB (A)
	Weight 3.9kg

RRP €

Works with BH900E



## Blower

NEW

## Technical Specifications BL 900E (SAB 900 AE)

A lightweight & easy to use cordless battery powered blower that makes cleaning outdoor debris easy!

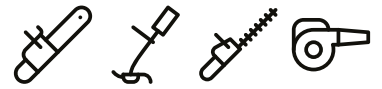
900W Brushless Motor	Fast Plug In Connector System
Working Time 100min with 2 x 7.5Ah batteries	Quick Tube Release Button
Working Speed Time 100min**	3 Boost Level Air-Speed Settings
Max Air Speed 55 m/s	Vibration Level 2.5 m/s <sup>2</sup>
Max Air Volume 15m <sup>3</sup> / 8 min	Handle-Mounted Smart Keypad
Round nozzle diameter 78mm	Sound Power Level 92 dB (A)
	Net Weight 2.7kg

RRP €

Works with BH900E



\*\*Working time calculated using the suggested battery amperage



# 9 SERIES HANDHELDS

## Brushcutter

**NEW**

### Technical Specifications BC 900EB (SBC 900 DAE)

Bike handle battery powered brushcutter with a powerful 1000w motor.

▷ 1000W Brushless Motor	▷ Cutting Width 43 cm
▷ Variable Speed, Max 6,200 rpm	▷ Adjustable Handle with Soft Grip
▷ Working Time 70min with 2x 7.5Ah Batteries	▷ Straight Shaft / Double Harness
▷ Handle 90° fold for easy storage	▷ LED Electronic Control Panel
▷ Tap & Go Dual Line Nylon Head	▷ Vibration Level 5.0 m/s <sup>2</sup>
▷ 3 Tooth ARC Blade	▷ Sound Power Level 96 dB (A)
▷ Cutting Line 2.5 mm	▷ Weight (w/o c. syst) 6kg
Works with BH900E	
RRP €	



## Pole Pruner

**NEW**

### Technical Specifications PS 900E (SPH 900 AE)

Battery powered pruner with a 60cm telescopic extension for a maximum reachable height of 4 metres

▷ 500W Brushless Motor	▷ Front Tensioner with Tool
▷ Bar Length 10" / 25 cm	▷ Vibration Level 5.0 m/s <sup>2</sup>
▷ Chain Speed 12 - 16 m/s	▷ Sound Power Level 98 dB (A)
▷ Chain 3/8" .050" (91P040X)	▷ Weight (product w/o batt.) 6kg
▷ Automatic Oil Pump	▷ Working Time: 22.5 minutes
▷ Support Bumper to Lean Against Branches for Precise Cut	▷ Ø 10.5cm with 2 x 7.5Ah Batteries
Works with BH900E	
RRP €	



## Pole Hedgetrimmer

**NEW**

### Technical Specifications PH 900E (SPH 900 AE)

Battery powered hedgetrimmer with a 65cm telescopic extension for a maximum reachable height of 4 metres.

▷ 500W Brushless Motor	▷ 27 mm Tooth Spacing
▷ Working Time 200mins with 2x 7.5Ah Batteries	▷ Harness included
▷ Max Blade Speed 3,300 spm	▷ Handle 90° fold for easy storage
▷ Bar Length 20" / 50 cm	▷ Sound Power Level 92 dB (A)
▷ Cutting Length 48 cm	▷ Weight (product w/o batt.) 4.9kg
▷ Flexible Cutting Head - Adjusts 112° / 6 pos. for easier trimming	▷ Working Time: 200 min**
	▷ Vibration Level 1.27 m/s <sup>2</sup> Front, 1.43 m/s <sup>2</sup> Rear
Works with BH900E	
RRP €	



\*Product supplied without battery and charger \*\*Working time calculated using the suggested battery amperage

# STIGA EPOWER 48V BATTERIES

Feel the power.  
Enjoy the comfort.

Shareable 48V batteries  
throughout the Stiga 5, 7 and  
9 Series.

For every garden job there is a STIGA battery tool to get it done. Regardless if you need to mow, blow, cut or trim, you'll never have to compromise between true power and the benefits of battery ever again. The batteries can also be exchanged from tool to tool, so you can use the same energy for all garden works.

Now you can have it all - and more!

- All ePower batteries are designed and developed and produced by Stiga.
- They are produced with high performance cells making them extremely efficient and cost effective. (Typically less than 10% of the cost of using the equivalent petrol-powered machine).
- All ePower batteries are tested five times more than the industry standard requirements which ensures an overall higher quality.
- Inbuilt Smart Tool recognition allows the tool the most appropriate setting for best performance.
- LED Battery Charge Indicator
- An integrated black box stores information of the entire battery life cycle.

## BATTERIES 5 AND 7 SERIES

### E 420

- 2.0 Ah 48V Voltage
- Nominal energy 86.4 Wh
- Charge Info LED
- Charge time (STD) 90 min
- Charge time (FAST) 50 min
- Net weight 0.9 Kg

RRP €



### E 440 NEW

- 4.0 Ah 48V Voltage
- Nominal Energy 172.8 Wh
- Charge Info LED
- Charge time (STD) 180 min
- Charge time (FAST) 110 min
- Net Weight 1.4 Kg

RRP €



### E 450

- 5.0 Ah 48V Voltage
- Nominal Energy 216 Wh
- Charge Info LED
- Charge time (STD) 220 min
- Charge time (FAST) 120 min
- Net Weight 1.5 Kg

RRP €



### E 475

- 7.5 Ah 48V Voltage
- Nominal Energy 324 Wh
- Charge Info LED
- Charge time (STD) 330 min
- Charge time (FAST) 180 min
- Net Weight 2.2 Kg

RRP €



# BATTERY BELT & BACKPACK

## BH900E **NEW**

(SBH900AE)

- Battery backpack
- 2 battery slots
- Power cable included
- Easy battery switch over
- Comfortable professional harness
- Suitable with all EPower batteries

RRP €



## BB700E **NEW**

- Battery belt
- Power cable included
- Belt and shoulder straps included
- Suitable with all EPower batteries
- Battery simulator not included

RRP €



## E 400S **NEW**

- Battery simulator
- For use in 5 and 7 Series Tools
- Must be used either with BB700e or BH900e
- Net weight 0.9 Kg

RRP €



# CHARGERS

### STANDARD EC 415 SU



Voltage 48	Net Weight 0.6 Kg
Output Current 1.5 Ah	Charge Info LED
Charge Speed Standard	Standard 3 pin plug
RRP €	

### FAST EC 430 FU



Voltage 48	Net Weight 0.75 Kg
Output Current 3.0 Ah	Charge Info LED
Charge Speed Fast	Standard 3 pin plug
RRP €	

### DUAL EC 415 DU



Voltage 48	Net Weight 1 Kg
Output Current 1.5 Ah	Charge Info LED
Charge Speed Standard	Standard 3 pin plug
RRP €	

# STIGA

## ESTATE 7 SERIES

792



7102 W



Technical Specifications	ESTATE 792	ESTATE 7102 W
Chassis Type	TC	TC
Engine Model	Stiga ST 500	Stiga ST 650
Displacement / Cylinders	452 cc / Single	635 cc / Twin
Engine Net Power / RPM	8.4 kW / 2,800 rpm	10.6 kW / 2,400 rpm
Fuel Tank Capacity	8 Litre	8 Litre
Cutting Method Options	Collecting, Rear Discharge, Multiclip Mulching	Collecting, Rear Discharge, Multiclip Mulching
Cutting Deck Size	92 cm	102 cm
Cutting Height Range / Positions	30 - 90 mm / 7 positions	30 - 90 mm / 7 positions
Blade Engagement Type	Electromagnetic	Electromagnetic
Transmission Type / Method	Hydrostatic / Pedal-operated	Hydrostatic / Pedal-operated
Collector Capacity	300 Litres	300 Litres
Dashboard	Yes with multifunctional display	Yes with multifunctional display
Headlights	LED	LED
Cast Iron Front Axle	Yes	Yes
Tool Kit Options	Mulching & Trailer Hitch Kit, Battery Charger	Mulching & Trailer Hitch Kit, Battery Charger
Product Weight	219 kg	235 kg
RRP	€	€




# ESTATE 9 SERIES - 2WD

9122 W

POWERED by  
**HONDA**



Technical Specifications	ESTATE 9122 W
Chassis Type	TC
Engine Model	Honda GXV 630
Displacement / Cylinders	688 cc / Twin
Engine Net Power / RPM	13.4 kW / 2,700 rpm
Fuel Tank Capacity	8 Litre
Cutting Method Options	Rear Discharge
Cutting Deck Size	122 cm
Cutting Height Range / Positions	30 - 90 mm / 7 positions
Blade Engagement Type	Electromagnetic
Transmission Type / Method	Hydrostatic / Pedal-operated
Collector Capacity	320 Litres
Dashboard	Yes with Smart Widescreen Display
Headlights	LED
Cast Iron Front Axle	Yes
Tool Kit Options	Mulching & Trailer Hitch Kit, Battery Charger
Product Weight	249 kg
RRP	€



**STIGA**

# ESTATE 9 SERIES - 4WD

9102 XW

9122 XW



POWERED by **HONDA** **4 WHEEL DRIVE**

POWERED by **HONDA** **4 WHEEL DRIVE**



Technical Specifications	ESTATE 9102 XW	ESTATE 9122 XW
Chassis Type	TC HD	TC HD
Engine Model	Honda GXV 690	Honda GXV 690
Displacement / Cylinders	688 cc / Twin Cylinder	688 cc / Twin Cylinder
Engine Net Power / RPM	12.65 kW / 2,500 rpm	13.5 kW / 2,700 rpm
Fuel Tank Capacity	10 Litre	10 Litre
Cutting Method Options	Rear Discharge	Rear Discharge
Cutting Deck Size	102 cm	122 cm
Cutting Height Range / Positions	25 - 100 mm / 9 positions	25 - 100 mm / 9 positions
Blade Engagement Type	Electromagnetic	Electromagnetic
Transmission Type / Method	Hydrostatic / 4WD	Hydrostatic / 4WD
Collector Capacity	360 Litres	360 Litres
Dashboard	Yes with Smart Widescreen Display	Yes with Smart Widescreen Display
Headlights	LED	LED
Tool Kit Options	Mulching & Trailer Hitch Kit, Battery Charger optional	Mulching & Trailer Hitch Kit, Battery Charger optional
Product Weight	306 kg	315 kg
RRP	€	€



# FRONT DECK LAWNMOWERS

With Quick Flip Technology & RAC System



Great at mulching, Stiga front deck lawnmowers are agile, versatile machines that will help in managing large, multi level gardens all year round. Fitted with Quick Flip Technology & RAC System for easy maintenance.



### RAC System

The RAC (Release-And-Connect) patented system enables the cutting deck and parts and accessories to be connected quickly and securely. Raise the deck for cleaning in just one move. The RAC system allows users to switch front implements without any additional tools. The hydraulic tool lift and link are available on top range versions. Comes with a Quick Flip deck for easy cleaning and maintenance of the blades.



### Front Headlights

Enjoy greater visibility during low-light sessions, particularly useful in winter when clearing snow.

### Combi Decks up to 125 cm

A wide range of manual or electric cutting decks from 95 to 125cm with 2 or 3 mulching cutting blades are available to suit all your gardening needs.



RAC System

### Lateral Driving Console

Monitor all commands at a glance (display available on top-of-the-range versions) and engage the blade instantly at the push of a button.

### Pedal-Operated Hydrostatic Transmission

With no gears to operate, your hands remain comfortably on the steering wheel. Top-of-the range models are equipped with 4WD.

### Power Steering

Mow around obstacles easily and prevent arm fatigue. The Pro Drive feature available on Pro models is suitable for intensive use.



### TOP MULCHING PERFORMANCE

Thanks to the specially designed blade and cutting deck, the grass whirls round and is chopped into very small pieces that are then forced back into the ground for excellent self-fertilization.



### ARTICULATED STEERING

All STIGA front mowers are articulated machines that move smoothly with the utmost manoeuvrability even in narrow spaces. STIGA Park models have 50/50 articulated steering and bend in the middle when you turn.



### FRONT MOUNTED

The front-mounted cutting deck gives you full control of the machine as you move forward, ensures superior visibility on the working area, a higher accessibility into corners and a more precise cut along the edges.



### IMPLEMENT CARRIER

With a STIGA Park you get several machines in one. With a wide range of innovative accessories such as a snow blade or brush, these front cut mowers are extremely versatile and easy to clean.

# FRONT DECK LAWNMOWERS

## Park 500 W

Driven by a mighty 586cc twin-cylinder STIGA ST 550 engine, the new Park 500 W out-front mower provides all the power you need to achieve exceptional results. The machine's light and easy 50:50 articulation with power steering will help you manoeuvre around obstacles. The mower's front-mounted deck provides a clear front view, easy access to corners, and precise cuts along edges.



**2 WHEEL DRIVE**



## Park 700 W

Featuring a mighty 586cc twin-cylinder STIGA ST 600 engine, high-back support seat and ergonomic dashboard, the Park 700 W delivers powerful and comfortable ride. The out-front mower's 50:50 articulation with power steering makes it easy to drive and avoid obstacles. With a generous choice of front cutting deck widths from 100cm to 125cm, you will enjoy fast mowing, clear front views, easy access to corners, and accurate cutting along edges.



**2 WHEEL DRIVE**



Technical Specifications	PARK 500 W	PARK 700 W
Engine Model	Stiga ST 550	Stiga ST 600
Displacement / Cylinders	586 cc / Twin	586 cc / Twin
Engine Net Power / RPM	11.9 kW / 3,200 rpm	13.1 kW / 3,200 rpm
Fuel Tank Capacity	12 Litre	12 Litre
Cutting Deck Size	100 cm Elec Quick Flip	110 cm Elec Quick Flip
Optional Deck Upgrade To	110 cm Elec Combi Deck	100 cm / 125 cm Elec Combi Deck
Deck Lift	Foot Operated	Foot Operated
PTO Engagement	Electromagnetic	Electromagnetic
Cutting Height Adjustment	Electric	Electric
Traction	2WD - Rear Wheel Drive	2WD - Rear Wheel Drive
Transmission Type	Hydrostatic	Hydrostatic
Articulation	Articulated 50:50	Articulated 50:50
Steering Type	Hydraulic Power Assisted	Hydraulic Power Assisted
Seat Type	Comfort	Comfort with high back support
Seat Adjustment	Single Lever	Single Lever
Control Panel	Yes, Compact	Yes - with compartment
Headlights	Yes, 2 Side LEDs	Yes, 2 Side LEDs & High Beam LED
Bluetooth Connectivity	Optional	Standard
RRP	€	€

# FRONT DECK LAWNMOWERS

## Park 500 WX

The Park 500 WX out-front mower is powered by a potent 586cc twin-cylinder STIGA ST 550 engine with an all-wheel-drive Tuff Torq transmission. So no mowing task is too much trouble, even when tackling uneven surfaces. The Park 500 WX features 50:50 articulation with power steering for light and easy manoeuvring, especially around obstacles. Its front-mounted deck gives an extra-wide cut at 110cm while delivering a clear front view, easy access to corners, and accurate cutting along edges.



**4 WHEEL DRIVE**

## Park 700 WX

**NEW**

With the Park 700 WX out-front mower, mowing's always easy – even on bumpy surfaces. It's all thanks to a powerful 586cc twin-cylinder STIGA ST 600 engine, the all-wheel-drive Tuff Torq transmission, 50:50 articulation and power assisted steering. The front-mounted floating deck gives a generous cutting width of 110cm. The result - quicker mowing, clear front views, easy access to corners, and precise cutting along edges.



**4 WHEEL DRIVE**



Technical Specifications	PARK 500 WX	PARK 700 WX
Engine Model	Stiga ST 550	Stiga ST 600
Displacement / Cylinders	586 cc / Twin	586 cc / Twin
Engine Net Power / RPM	11.9 kW / 3,200 rpm	13.1 kW / 3,200 rpm
Fuel Tank Capacity	12 Litre	12 Litre
Cutting Deck Size	110 cm Elec Quick Flip	110 cm Elec Quick Flip
Optional Deck Upgrade To	100 cm Elec Combi Deck	100 / 125 cm Elec Combi Deck
Deck Lift	Foot Operated	Foot Operated
PTO Engagement	Electromagnetic	Electromagnetic
Cutting Height Adjustment	Electric	Electric
Traction	4WD – All Wheel Drive	4WD – All wheel drive
Transmission Type	Hydrostatic	Hydrostatic
Articulation	Articulated 50:50	Articulated 50:50
Steering Type	Hydraulic Power Assisted	Hydraulic Power Assisted
Seat Type	Comfort	Comfort with high back support
Seat Adjustment	Single Lever	Single Lever
Control Panel	Yes, Compact	Yes, with compartment
Headlights	Yes, 2 Side LEDs	Yes, 2 Side LEDs & High Beam LED
Bluetooth Connectivity	Optional	Standard
RRP	€	€



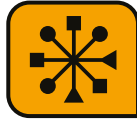
# LAWNMOWERS

Comprehensive range to suit every type of garden



## TOP CUTTING BLADES TECHNOLOGY

Cutting performance is a must and STIGA assures its top execution by the patented double-layered blade on Twinclip, the STIGA Multiclip technology, while giving the possibility to choose among 4 different cutting methods.



## DIVERSIFICATION OF POWER SOURCE & DECKS

Keeping the variety of customer's gardens in mind, STIGA offers a wide scale of cutting deck shapes, designs and widths and lets you choose between the power source most suitable to your garden needs.



## A PERFECT CONFIGURATION

To fulfil each customer's approach, expectation and value for money, the STIGA lawnmowers range offers a multiplicity of configurations from essential to fully accessorised with a mower to suit everyone.

## Additional Features

### TOP SELECTION OF HANDLES

Digital displays on battery powered models, height adjustment systems over injected levers on Twinclip and X-shaped handles on Multiclip.

### WIDEST CUTTING SIZE RANGE

From 33 to 53 cm deck diameter.

### DRIVING

You decide whether to push your lawn mower or follow it if provided with self propelled driving. Electric transmission on top battery mowers versions.

### SELECTION OF DECKS

Top materials and innovative engineering for maximum results.

## Equipped for your comfort

- ▶ **Speed Variator:** for the mower to adjust its speed to your walking one.
- ▶ **Vibe Control System:** reduce vibrations by shock absorbing materials.
- ▶ **Blade Brake Clutch:** disengage the blade while keeping the engine on.
- ▶ **Washing Link:** to store the mower perfectly clean and preserve it.
- ▶ **Vertical Storage:** store it vertically with oil and fuel in it, occupying less space.
- ▶ **Roller Versions:** replace the back wheels with a rear steel roller for a perfectly striped garden.



## VARIETY OF POWER SOURCES

Choose between battery lithium ion technology and petrol engines.



## CAPACIOUS GRASSBAGS

Fabric grass collectors with a capacity of up to 70 litres.



## VARIETY OF CUTTING HEIGHTS

Adjusting all wheels to the desired level is easy with one lever.



# LAWNMOWERS POLY. & STEEL DECK

## COMBI 36E

- Suitable for gardens up to 400m<sup>2</sup>
- Electric lawnmower
- Easily stores away after use



## COLLECTOR 543

- Suitable for gardens up to 1,000m<sup>2</sup>
- 5 Series
- Easily stores away after use



## COLLECTOR 548 S

- Suitable for gardens up to 1,200m<sup>2</sup>
- 5 Series
- Easily stores away after use



Technical Specifications	COMBI 36E	COLLECTOR 543	COLLECTOR 548 S
Engine Model	Electric	Stiga ST 120 Autochoke	Stiga ST 120 Autochoke
Displacement	-	123 cc OHV	123 cc OHV
Engine Net Power	1,400 W	1.9 kW	1.9 kW
Throttle Control	Fixed	Fixed	Fixed
Fuel Tank Capacity	-	.75 Litre	.75 Litre
Deck Material	Polypropylene	Steel	Steel
Cutting Width	34 cm	41 cm	46 cm
Cutting Height Adjustment	Centralised by level	Centralised	Centralised
Cutting Height Positions / Range	6 Positions / 22-75mm	6 Positions / 22-65mm	6 Positions / 22-65mm
Transmission Type	Push	Push	Self Propelled
Collection Capacity	35 Litre with window	60 Litre	60 Litre
Wheels	140/170 mm	200/200 mm ball bearings	200/200 mm ball bearings
Product Weight	12 kg	27 kg	28 kg
Handlebar Type	Ergonomic adjustable with cam locks and soft grip	FULCRUM and Soft Grip	FULCRUM and Soft Grip
Cutting Options	Collecting, Mulching, Rear Discharge	Collecting, Rear Discharge	Collecting, Rear Discharge
RRP	€	€	€

# STIGA SWEEPER

## SWS 800 G

STIGA petrol outdoor sweepers are the perfect product for cleaning driveways and footpaths all year round, whether you need to clear leaves, lawn clippings or snow. Equipped with powerful brushes and pneumatic tyres, so you can take on even the most challenging tasks.

- ✓ POWERFUL MOTORS
- ✓ ADJUSTABLE BRUSHES
- ✓ EASY TO USE
- ✓ MANAGING LARGE AREAS



Technical Specifications	SWS 800 G
Power Source	Petrol 4 Stroke
Displacement	212 cc
Engine Net Power / RPM	4.4 kW / 3,600 rpm
Fuel Tank Capacity	3 Litre
Working Width	80 cm
Number of Gears	6 Forward and 2 Reverse
Brush Diameter / Brush Material	34.5 cm / Nylon
Max Angle Adjustment (Left/Right)	15°/15°
Transmission Type	Self Propelled Friction disc
Vibrations Level	5.2 m/s <sup>2</sup>
Sound Power Level	99 dB (A)
Packaged Dimensions (LxWxH)	1,400 X 800 X 1,130 mm
Product Weight	70 kg
RRP	€





- ✓ **POWERFUL LITHIUM ION BATTERY**
- ✓ **VMS (VEHICLE MONITORING SYSTEM)**
- ✓ **ADVANCED CONNECTIVITY**
- ✓ **ELECTRIC POWERTRAIN**





**CASTELGARDEN**

# BATTERY LAWN TRACTOR

## XDC 150 E

▢ Suitable for gardens up to 3,000 m<sup>2</sup>.



Technical Specifications	XDC 150 E
Battery Pack	48V - 30Ah
Engine Net Power / Energy / RPM	3 kW / 1,500 Wh / 3,000 rpm
Blades	2 motors BLDC
Cutting Method Options	Rear Discharge
Cutting Deck Size	84 cm
Cutting Height Range / Positions	25 - 80 mm / 7 positions
Blade Engagement Type	Electric
Transmission Type / Method	Electric / Pedal-operated
Collector Capacity	240 Litres
Dashboard	LED batt. status / alarm
Wheel Size	15" X 18"
Tool Kit Options	Mulching and Trailer Hitch Kit
Charger / Fully Charged Time	Standard Charger Included (5A) / 6hrs
Other	USB Port
Product Weight	TBC
RRP	€

# TRACTOR MOWERS

## XF 135 HD

Suitable for gardens up to 2500m<sup>2</sup>.



## XDC 140

Suitable for gardens up to 3,000m<sup>2</sup>.



## XDC 150 HD

Suitable for gardens up to 3,700m<sup>2</sup>.



Technical Specifications	XF 135 HD	XDC 140	XDC 150 HD
Chassis Type	F72	MP84	MP84
Engine Model	Stiga ST 350	Stiga ST 350	Stiga ST 400
Displacement / Cylinders	352 cc / Single	352 cc / Single	414 cc / Single
Engine Net Power / RPM	6.5 kW / 2,800 rpm	5.8 kW / 2,400 rpm	6.3 kW / 2,400 rpm
Fuel Tank Capacity	4 Litres	6 Litres	6 Litres
Cutting Method Options	Rear Discharge	Rear Discharge	Rear Discharge
Cutting Deck Size	72 cm	84 cm	84 cm
Cutting Height Range / Positions	30 - 80 mm / 7 pos.	25 - 80 mm / 7 pos.	25 - 80 mm / 7 pos.
Blade Engagement Type	Manual	Electromagnetic	Electromagnetic
Transmission Type	Hydrostatic	Geared	Hydrostatic
Method	Pedal-operated	Pedal-operated	Pedal-operated
Collector Capacity	170 Litres	200 Litres	240 Litres
Dashboard	Yes 1 LED	Yes 1 LED	Yes 1 LED
Headlights	Yes	Yes	Yes
Tool Kit Options	Mulching Kit, Battery Charger	Mulching & Trailer Hitch Kit, Battery Charger	Mulching & Trailer Hitch Kit, Battery Charger
Product Weight	161 kg	171 kg	166 kg
RRP	€	€	€

# LAWNMOWERS STEEL DECK

## XC 53 S

Suitable for gardens up to 1,800m<sup>2</sup>.



## XC 53 HS

Suitable for gardens up to 1,800m<sup>2</sup>.



Technical Specifications	XC 53 S	XC 53 HS
Engine Model	Stiga ST 170 OHV	Honda GVCx170
Transmission Type	EVO Self-Drive	EVO Self-Drive
Engine Net Power	2.6 kW	3.3 kW
Displacement	166 cc	167 cc
Cutting Width	51 cm	51 cm
Deck	Steel	Steel
Centralised Height Adjustment	6 pos. 22 - 80mm	6 pos. 22 - 80mm
Collector Capacity	Plastic 60 litre	Plastic 60 litre
Wheel Ball Bearings (mm)	200/280	200/280
Cutting Methods	Collects, Mulching Side & Rear Discharge	Collects, Mulching Side & Rear Discharge
RRP	€	€

# LAWNMOWERS GALVANISED STEEL DECK

## XS 55 HV

- Suitable for gardens up to 2,000m<sup>2</sup>.
- Features a speed regulator to adapt the speed of the mower to the user pace, anti-scalp comb integrated at the front of the chassis.

## XS 55 S

- Suitable for gardens up to 2,000m<sup>2</sup>.
- Features a hybrid grass box with full box indicator. Smart grip on top for easy emptying. The textile lower part ensures compactness for storage.



Technical Specifications	XS 55 HV	XS 55 S
Engine Model	Honda GCVx200 OHV Autochoke	Stiga ST 200 OHV Autochoke
Transmission Type	Variable Speed	EVO Self-Drive
Engine Net Power	3.3 kW	3.3 kW
Displacement	201 cc	196 cc
Cutting Width	53 cm	53 cm
Deck	Galvanised Steel	Galvanised Steel
Centralised Height Adjustment	6 pos. 25 - 85mm	6 pos. 25 - 85mm
Collector Capacity	Hybrid 70 litre	Hybrid 70 litre
Wheel Ball Bearings (mm)	200/280	200/280
Handlebar	Ergo pro adjustable by cam locks and soft grip	Ergo pro adjustable by cam locks and soft grip
Cutting Methods	Collects, Mulching, Side & Rear Discharge	Collects, Mulching, Side & Rear Discharge
RRP	€	€

# HANDHELDS



## Hedge trimmer

### Technical Specifications XHT 70

▷ 22.5cc 2 Stroke Engine	▷ Cutting width 27mm
▷ 24" Double Sided Blade	▷ Handle Rotates 3 Positions
▷ Teeth Distance 35mm	▷ Weight 4.95kg

RRP €



## Chainsaw

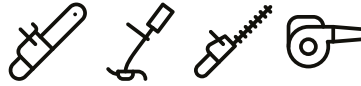
### Technical Specifications XC 250

▷ 52cc 2 Stroke Engine	▷ Tensioner (Side Screw)
▷ 20" Bar and Chain	▷ Primer Bulb
▷ Automatic Oil Pump	▷ Weight 6.6kg

RRP €



# HANDHELDS



## Blower Vacuum

### Technical Specifications XBL 27 V

▷ 27cc 2 Stroke Engine	▷ Harness included
▷ Anti Vibration System	▷ Primer Bulb
▷ Vacuum kit included	▷ Weight 4.8kg
▷ Collecting bag 55L included	RRP €



## Back Pack Blower

### Technical Specifications XBP 75

▷ 75.6cc 2 Stroke Engine	▷ Comfort Back Pack Harness
▷ Air Volume 25 m <sup>3</sup> /min	▷ Primer Bulb
▷ Air Speed 100 m/s	▷ Weight 11.6kg
▷ Anti Vibration System	RRP €



XC48



XC53 HS



XS55 HV



XC 250



XHT 70



XDC 150 E



PTX 210 HD





**ALPINA**

# TRACTOR MOWERS

## AT4 98 HA

**NEW**

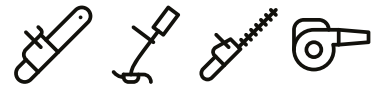
- Suitable for gardens up to 4,500m<sup>2</sup>.
- Large enough to cover a substantial area fast, but compact enough to be easy to manage. Ideal for lawns containing obstacles, tight corners or complex borders. A series of anti-scalp wheels work to stop turf-damage by preventing the edges of the 98cm cutting deck digging-in when you're turning on uneven ground.
- The AT4 98 HA has excellent fuel-economy and low emissions. It benefits from a foot-pedal-controlled hydrostatic transmission; a premium feature that gives the driver smooth, car-like ground-speed control with no need to stop and manually change gear.
- Offering seven pre-set cutting-height positions, the AT4 98 HA is an adaptable machine that can be set-up to perform effectively on a wide variety of grass-types (mulch-kit optional). The electromagnetic blade clutch means you can start and stop the blades at the simple push of a button.
- A delight to drive, the AT4 98 HA has an Alpina Ergonomic steering wheel with an Alpina Smart low-back seat. Powerful headlights will enable you to keep going well into the evening, if necessary. Also features an audible warning that alerts you when the 240-litre collector has reached capacity.



Technical Specifications	AT4 98 HA
Chassis Type	MP
Engine Model	Stiga ST 450
Displacement / Cylinders	432 cc / Single
Engine Net Power / RPM	7.2 kW / 2,600 rpm
Fuel Tank Capacity	6 Litre
Cutting Method Options	Rear Discharge
Cutting Deck Size	98 cm
Cutting Height Range / Positions	25 - 80 mm / 7 positions
Blade Engagement Type	Electromagnetic
Transmission Type / Method	Hydrostatic / Pedal-operated
Collector Capacity	240 Litres
Dashboard	Yes 1 LED
Headlights	Yes
Tool Kit Options	Mulching & Trailer Hitch Kit, Battery Charger
Product Weight	240 kg
RRP	€



# PETROL HANDHELDS



## Blower Vacuum

Technical Specifications		ABL 27 V
▫ Automatic return "on-off" switch	▫ Max Air Volume 10.2m <sup>3</sup> / 3 min	
▫ Soft touch grip handle	▫ Vacuum Kit included	
▫ Net Power 0.8 kW	▫ Vibration Level 2.06/1.33 m/s <sup>2</sup>	
▫ Displacement 27.6cc	▫ Sound Power Level 109 dB (A)	
▫ Max Air Speed 72 m/s	▫ Net Weight 4.8kg	
RRP €		



## Hedgetrimmer 22.5 cc

Technical Specifications		AHT 555
▫ 22.5cc 2 Stroke Engine .65 kW	▫ Turnable Handle 180° - 3 pos.	
▫ Laser Cut Double Action Blade	▫ Sound Power Level 108 dB (A)	
▫ Length 70 cm / Speed 3,000 spm	▫ Fuel Tank Capacity 0.26 Litre	
▫ Teeth Distance 35 mm	▫ Net Weight 4.95 kg	
▫ Metal Blade Teeth Protector	▫ Vibration Level 2.6 m/s <sup>2</sup>	
▫ Cut Width/Length 27/560 mm	RRP €	



# PETROL HANDHELD



## Multi-Tool AMT26 - 5 IN 1



### Technical Specifications

### AMT26 - 5 IN 1

POWER UNIT	Power Source / Fuel Tank Capacity	Petrol 2 Stroke / 0.65 Litre
	Displacement / Engine Net Power / RPM	25.40 cc / 0.70 kW / 11,000 rpm
	Handle Type / Shaft / Product Total Length (Power Unit)	Loop / 26 x 1.5 mm (Joint) / 102 cm
EXTENSION POLE	Extension Length / Weight	70 cm / 0.8 kg
BRUSHCUTTER	Brushcutter Sound Power Level	110 dB (A)
	Blade Type / Cutting Width (Brushcutter)	3T 255 mm / 43 cm
	Nylon Head Type / Nylon Diameter	Tap & Go Dual Line / 2.40 mm
	Product Weight (Brushcutter Version)	6.77 kg
HEDGETRIMMER	Brushcutter Vibrations Level (Left / Right Handle)	5.76 / 7.13 m/s <sup>2</sup>
	Cutting Length / Teeth Distance (Hedgetrimmer)	40 cm / 25 mm
	Hedgetrimmer Vibrations Level (Left / Right Handle)	4.08 / 4.30 m/s <sup>2</sup>
	Hedgetrimmer Sound Power Level	110 dB (A)
	Turnable Cutting Head	180°
PRUNER	Product Weight / Total Length (Hedger Version)	6.72 kg / 124 cm
	Chain Type / Speed	3/8" .050" (91PJ-40X) / 5.20 m/s
	Chain Oil Pump / Oil Tank Capacity	Automatic / 125 ml
	Pruner Vibrations Level (Left / Right Handle)	6.5 / 4.3 m/s <sup>2</sup>
	Pruner Sound Power Level	110 dB (A)
	Product Weight / Total Length (Pruner Version)	6.39 kg (1.2 kg w/o bar & chain) / 105 cm
	RRP	€

# PETROL HANDHELDS



## T26J



## ABR26J



Technical Specifications	T26J	ABR26J
Displacement	25.40 cc	25.40 cc
Engine Net Power	0.70 kW	0.70 kW
Fuel Tank Capacity	0.65 Litre	0.65 Litre
Cutting Width	38 cm	43 cm
Nylon Head Type	Tap & Go Dual Line	Tap & Go Dual Line
Nylon Diameter	2 mm	2.4 mm
Blade Type / Diameter	-	3 Tooth / 255 mm
Handle Type	Loop	Loop
Shaft	Curved Split	Straight
Harness	-	Single
Vibrations Level	3.49 / 5.79 m/s <sup>2</sup>	5.76 / 7.13 m/s <sup>2</sup>
Sound Power Level	109 dB (A)	110 dB (A)
Product Weight (Excl. Cutting Equip.)	5.8 kg	6.30 kg
RRP	€	€



# ALPINA 100 SERIES BATTERY RANGE



# 100 SERIES 20 V SYSTEM

Alpina's smart 20V battery is powerful enough to drive lawn mowers and clever enough to recognise the tool they're in. The ePower 20V batteries are designed specifically to work with machinery and garden tools. So, whatever the job, the battery automatically adjusts the power output to maximise both runtime and performance. Making your gardening jobs easier.

## 20V BATTERIES

### B22 **NEW**

- ▷ 2.0 Ah 20V Voltage
- ▷ Nominal energy 36 Wh
- ▷ Charge Info LED
- ▷ Charge time 70 min
- ▷ Net weight 0.39 Kg

RRP €



### B24 **NEW**

- ▷ 4.0 Ah 20V Voltage
- ▷ Nominal energy 72 Wh
- ▷ Charge Info LED
- ▷ Charge time 140 min
- ▷ Net weight 0.65 Kg

RRP €



## CHARGERS

### STANDARD C 215 SU **NEW**



Voltage 20	Net Weight .35 Kg
Output Current 1.5 Ah	Charge Info LED
Charge Speed Standard	Standard 3 pin plug

RRP €

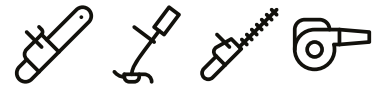
### DUAL C 215 DU **NEW**



Voltage 20	Net Weight .6 Kg
Output Current 1.5 Ah	Charge Info LED
Charge Speed Standard	Standard 3 pin plug

RRP €

# BATTERY HANDHELDS



## Blower

**NEW**

Technical Specifications ABL 20 LI KIT	
A lightweight & easy to use cordless battery powered blower that makes cleaning outdoor debris easy!	
▷ 280W Motor with Brushes	▷ Side & Base Ventilation Grid
▷ 4Ah Battery & Charger Included	▷ Quick Tube Release Button
▷ Max Speed 13,000 rpm	▷ Variable Speed Control
▷ Working Time up to 40min**	▷ Vibration Level 0.83 m/s <sup>2</sup>
▷ Max Air Speed 32 m/s	▷ Sound Power Level 92 dB (A)
▷ Max Air Volume 9m <sup>3</sup> /min	▷ Net Weight w/o batt. 1.64kg
RRP €	



## Vacuum Shredder

**NEW**

Technical Specifications AVS 20 LI KIT	
A lightweight & easy to use cordless battery powered blower or vacuum shredder.	
▷ 600W Brushless Motor	▷ Side & Base Ventilation Grid
▷ 2x 4Ah Batteries & Charger Incl.	▷ Variable Speed with Wheel
▷ Max Speed 12,000 rpm	▷ Collector Bag Capacity 45 Litres
▷ Working Time Blowing 23min**	▷ Mulching Ratio 10:1
▷ Working Time Vacuuming 18min**	▷ Vibration Level 2.03 m/s <sup>2</sup>
▷ Max Air Speed 55 m/s	▷ Sound Power Level 98 dB (A)
▷ Max Air Volume 9.6m <sup>3</sup> /min	▷ Net Weight (w/o Battery) 2kg
RRP €	



\*\*Working time calculated using the suggested battery amperage





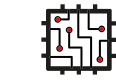
**ONGOING EVOLUTION**

**AMBROGIO**

# PROline

## Powerful and elegant, for very large areas

A powerful robot with an attractive design typical of Italian products, which can manage gardens up to 20,000m<sup>2</sup>, even those with multiple separate areas. The two models are also equipped with the ZCS Connect module to connect and interact with Ambrogio any time and anywhere.



INNOVATIVE MOTHERBOARD



BLUETOOTH 4G & GSM



TOUCH DISPLAY



ZCS CONNECT



RUBBER WHEELS

### L400i DELUXE

AM450D4M1Z

Suitable for gardens up to 20,000m<sup>2</sup>.



### L400i B

AM450B4Y1Z

Suitable for gardens up to 10,000m<sup>2</sup>.



RRP €



Blade motorisation (L400i Deluxe)



Slopes up to 45%



Perfect cut even on uneven ground



Lightweight and robust carbon cover, a unique design with sinuous lines, which combined with carbon, makes the robot robust and attractive.



**SDM Cutting System (Satellite Dynamic Memory)** The satellite navigation system, based on advanced algorithms, allows the robot to recognise the areas just mowed. The robot then creates virtual maps and remembers the working times used for each area, saving time and increasing efficiency.

RRP €



Powerful lithium-ion batteries



High efficiency brushless motors



Manage up to 8 separate areas



Flex Rubber Rear Wheels (L400i Deluxe) for excellent grip on all types of terrain, even on wet surfaces.



4 POINT STAR BLADE



FLEX RUBBER REAR WHEEL



CHARGING POINTS



TOUCHSCREEN DISPLAY



# PROline

## L250i ELITE

AM250L4V1Z

### Innovative smart technology

The L250i Elite model is extremely efficient, innovative and is compatible with most voice assistants (SMART ASSISTANT). Suitable for gardens up to 3,200m<sup>2</sup>. 7.5Ah lithium ion battery. 3:30 hours continuous cutting. 16 hours free garden time.



4 POINT STAR BLADE



PATENTED FRONT WHEEL

## L250i ELITE S+

AM250L4W1Z

### Interactive and smart

The L250i Elite S+ is a concentration of innovation and technology. The advanced navigation system and standard ZCS Connect module make the robot extremely efficient and innovative. Compatible with Smart Assistant for a complete interaction with the robot. Suitable for gardens up to 5,000m<sup>2</sup>. 2 X 7.5Ah lithium ion batteries. 7 hours continuous cutting. 12 hours free garden time.



4 POINT STAR BLADE



TOUCHSCREEN DISPLAY

Technical Specifications	L250 I ELITE	L250 I ELITE S+
Maximum Cutting Surface m <sup>2</sup> (-20%)	Up to 3,200m <sup>2</sup>	Up to 5,000m <sup>2</sup>
Manageable Areas (including the main)	8	8
Blade Type	4 Point Star	4 Point Star
Cutting Width	290 mm	290 mm
Min - Max Cutting Height	25 - 60 mm	25 - 70 mm
Cutting Height Adjustment	Automatic	Automatic
User Interface	Keypad & LED	Touchscreen Display
ZCS Connect / Smart Assistant / SDM Cutting System	Yes	Yes
App Control	Bluetooth	Bluetooth - GSM
Safety	PIN Code via app	PIN Code via app & Geofence
Robot Size (LxWxH)	534 x 263 x 386 mm	580 x 500 x 290 mm
Sound Power	63 dB (A)	63 dB (A)
Lithium-Ion Battery (25.9V) / Quantity	7.5Ah / X1	7.5 Ah / X2
Product Weight With Batteries	15.3 kg	16.2 kg
RRP	€	€

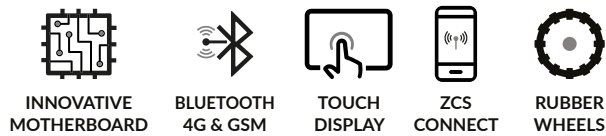
# NEXT line

## 4.36 elite

AM043L401Z

### Powerful and jointed

With the ULTRA PREMIUM Power Unit Kit, the robot is able to work for over 4 hours, up to 6,000 m<sup>2</sup>. Equipped with the latest technologies (Touch Display, ZCS Connect, GPS, Bluetooth and GSM), and can work with other robots. It is also compatible with Smart Assistant and AMICO.



4 POINT STAR BLADE



TRIPLE RUBBER WHEEL

Technical Specifications	4.36 ELITE	4.0 ELITE
Maximum Cutting Surface m <sup>2</sup> (-20%)	Up to 6,000m <sup>2</sup>	Up to 3,500m <sup>2</sup>
Manageable Areas (including the main)	8	8
Blade Type	4 Point Star	6 Point Cutter
Cutting Width	360 mm	250 mm
Min - Max Cutting Height	20 - 65 mm	20 - 65 mm
Cutting Height Adjustment	Automatic	Automatic
User Interface	Touchscreen Display	Touchscreen Display
ZCS Connect / Smart Assistant / SDM Cutting System	Yes	Yes
App Control	Bluetooth - GSM	Bluetooth - GSM
Safety	PIN Code via app & Geofence	PIN Code via app & Geofence
Robot Size (LxWxH)	784 x 536 x 330 mm	635 x 464 x 330 mm
Sound Power	65 dB (A)	63 dB (A)
Lithium-Ion Battery (25.9V) / Quantity	10.35 Ah / X1	10.35 Ah / X1
Product Weight With Batteries	18 kg	15.8 kg
RRP	€	€

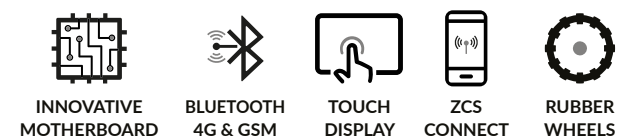


## 4.0 elite

AM040L401Z

### Super Smart, Super Flex The future is already here!

The robot combines the characteristics of flexibility and modularity with 4.0 technological innovation. Combined with the Premium Power Unit, it is suitable for gardens up to 3,500m<sup>2</sup>.



6 POINT CUTTER BLADE



TOUCHSCREEN DISPLAY

# NEXTline

## QUAD elite

AM095L4G1Z

### Less Bumps, Longer Life Robot!

Suitable for gardens up to 3,500m<sup>2</sup>. 2:30 hours continuous cutting. Thanks to its 4 driving, electric-steering wheels and 10Ah battery, the robot can handle uphill steep humps and slopes up to 75%. The handles on the 4 sides make it safe and easily portable. Equipped with a special radar sensor, which lets the robot detect where an obstacle is located and manoeuvres around it, to prevent any impact.



ELECTRIC 4 WHEEL DRIVE



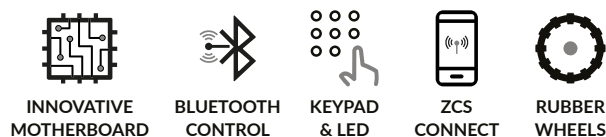
TOUCHSCREEN DISPLAY

## TWENTY 29 elite

AM029L4G1Z

### Technologically advanced and high-performance innovation

Suitable for medium to large-sized gardens up to 3,500m<sup>2</sup>. Equipped with brushless motors, next generation processors, powerful batteries and a 29 cm blade.



RUBBER REAR WHEEL



4 POINT STAR BLADE

### Technical Specifications

	QUAD ELITE	TWENTY 29 ELITE
Maximum Cutting Surface m <sup>2</sup> (-20%)	Up to 3,500m <sup>2</sup>	Up to 3,500m <sup>2</sup>
Manageable Areas (including the main)	8	8
Blade Type	4 Point Star	4 Point Star
Cutting Width	290 mm	290 mm
Min - Max Cutting Height	25 - 70 mm	25 - 60 mm
Cutting Height Adjustment	Automatic	Automatic
User Interface	Touchscreen Display	Keypad & LED
ZCS Connect / Smart Assistant / SDM Cutting System	Yes	Yes
App Control	Bluetooth - GSM	Bluetooth
Safety	PIN Code via app & Geofence	PIN Code via app
Robot Size (LxWxH)	533 x 533 x 333 mm	534 x 263 x 386 mm
Sound Power	63 dB (A)	63 dB (A)
Lithium-Ion Battery (25.9V) / Quantity	5.0Ah / X2	5.0Ah / X2
Product Weight With Batteries	18.5 kg	TBC kg
RRP	€	€



*A truly ecofriendly, smart choice*

# MAKE LIFE EASIER WITH AMBY

*Contact Your Rep to become an Ambrogio authorised dealer*

QUALITY



FREEDOM



INNOVATION



BEAUTY



CHOICE



RELIABILITY



*They do the work, while you  
have extra time to do what  
you love doing most.*

[www.ambrogiorobot.ie](http://www.ambrogiorobot.ie)



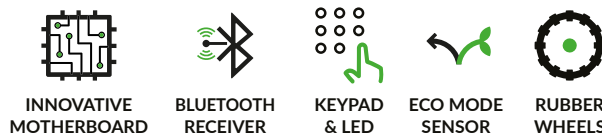
# GREENline

## L15 DELUXE

AM015D0FAZ

### Small and Unique

Suitable for gardens up to 600m<sup>2</sup>. The L15 Deluxe model is small, light, easily transportable, silent and comes with a futuristic design. It was created for small gardens which need a flawless cutting of the grass and easy installation system. In addition, state-of-the-art processors, brushless motors, lithium-ion batteries and 18 cm blade allow the Ambrogio L15 Deluxe robot to manage up to 4 separate areas.



Technical Specifications	L15 DELUXE
Maximum Cutting Surface m <sup>2</sup> (-20%)	Up to 600m <sup>2</sup>
Manageable Areas (including the main)	4
Blade Type	4 Point Star
Cutting Width	180 mm
Min - Max Cutting Height	25-70 mm
Cutting Height Adjustment	Manual
User Interface	Keypad & LED
App Control	Bluetooth
Safety	PIN Code via app
Robot Size (LxWxH)	420 x 290 x 220 mm
Sound Power (dB)	59 dB (A)
Lithium-Ion Battery (25.9V) / Quantity	5Ah / X1
Product Weight	7.1 kg
RRP	€



4 POINT STAR BLADE 18CM



KEYPAD COMMANDS

# ROBOT MOWERS

Three lines, numerous models, created for your garden



**L400i DELUXE**

**PROline**

Suitable for gardens up to 20,000m<sup>2</sup>

**PROline**

**L400i B**

Suitable for gardens up to 10,000m<sup>2</sup>



**4.36 elite**

**NEXTline**

Suitable for gardens up to 6,000m<sup>2</sup>

**PROline**

**L250i ELITE S+**

Suitable for gardens up to 5,000m<sup>2</sup>



**QUAD elite**

**NEXTline**

Suitable for gardens up to 3,500m<sup>2</sup>

**NEXTline TWENTY 29 elite**

Suitable for gardens up to 3,500m<sup>2</sup>



**4.0 elite**

**NEXTline**

Suitable for gardens up to 3,500m<sup>2</sup>

**PROline**

**L250i ELITE**

Suitable for gardens up to 3,200m<sup>2</sup>



**TWENTY 25 elite**

**NEXTline**

Suitable for gardens up to 1,800m<sup>2</sup>

**NEXTline TWENTY elite S+**

Suitable for gardens up to 1,300m<sup>2</sup>



**TWENTY ZR**

**NEXTline**

Suitable for gardens up to 1,000m<sup>2</sup>

**NEXTline TWENTY elite**

Suitable for gardens up to 1,000m<sup>2</sup>



**L15 DELUXE**

**GREENline**

Suitable for gardens up to 600m<sup>2</sup>



**TECH**line.

# TECHline.

The joy of having a well-groomed and ever-available lawn becomes a reality with the TECHline lawnmower robots; where innovative technology with high cutting performance and quality materials meets design elegance.



**MANY MODELS FOR  
EVERY TYPE OF GARDEN.**

**TECHLINE**



# ROBOT MOWERS

# NEXTTECH



## NEXTTECH D X2.9

## NEXTTECH B X4

Technical Specifications	NEXTTECH D X2.9 <b>NEW</b>	NEXTTECH B X4
Intact Code	TH029D0K1Z	TH040B009Z
<b>POWER</b>		
Maximum Cutting Surface m <sup>2</sup> (-20%)*	Up to 2,500m <sup>2</sup>	Up to 2,200m <sup>2</sup>
Motor Type	Brushless	Brushless
Max. Permissible Slope (%) / Max. Slope (%)	45% / 35%	45% / 35%
Slope on outer edge or perimeter wire (%)	20%	20%
<b>CUTTING SYSTEM</b>		
Blade Type / Cutting Width	4 Point Star / 290 mm	4 Point Star / 250 mm
Min - Max Cutting Height / Cutting Height Adjustment	25 - 70 mm / Manual	20-65 mm / Manual
Spiral Cutting System	Yes	Yes
Self Levelling	Yes	Yes
Eco Mode	Yes	Yes
Rain Sensor	Yes	Yes
Manageable Areas (including the main)	8	4
<b>CONTROL DEVICES</b>		
User Interface	Touchscreen Display	Keypad & LED
App Control	Bluetooth	Bluetooth
Safety	PIN code via app	PIN code via app
<b>FEATURES</b>		
Robot Size (l x w x h)	580 x 500 x 290 mm	635 x 464 x 300 mm
Wheel Profile	Flexible Rubber	Flexible Rubber
Sound Power / Level of Protection	63 dB (A) / IPx4	63 dB (A) / IPx5
<b>BATTERY POWER</b>		
Lithium-Ion Battery (25.9V) / Quantity / Net weight incl. battery	5 Ah / X1 / 15.3 kg	10.35 Ah / X1 / 15.6 kg
Average Working Time (h +-20%) / Recharge Mode	03:30 / Contact	04:00 / Contact
RRP €		



29CM BLADE



FLEX RUBBER REAR WHEEL



25CM BLADE



KEYPAD COMMANDS

# ROBOT MOWERS

Compact and reliable  
for medium-sized gardens

## NEXTTECH D X2.5 **NEW**



The innovative NEXTTECH range has been extended with the brand new X2.5 model, designed for medium-sized gardens. Equipped with advanced technology that guarantees the robot high performance. Brushless motors, powerful batteries and a 25 cm blade allow the robot to manage areas of up to 1,800 sqm.

### ECO MODE SENSOR

To recognise the mowed areas so that the working time is reduced. This way the robot and the turf do not wear out.

### BLUETOOTH RECEIVER AND APP

To transfer software updates from Smartphone/ Tablet to the robot and to use the TECH Remote app from iOS and Android. Safety pin code via app.

Technical Specifications	NEXTTECH D X2.5
Intact Code	TH025D0K1Z
<b>POWER</b>	
Maximum Cutting Surface m <sup>2</sup> (-20%)*	Up to 1,400m <sup>2</sup>
Motor Type	Brushless
Max. Permissible Slope (%)	45%
Max. Slope (%)	35%
Slope on outer edge or perimeter wire (%)	20%
<b>CUTTING SYSTEM</b>	
Blade Type	4 Point Star
Cutting Width	250 mm
Min - Max Cutting Height	25 - 60 mm
Cutting Height Adjustment	Manual
Spiral Cutting System	Yes
Self Levelling	-
Eco Mode	Yes
Rain Sensor	Yes
Manageable Areas (including the main)	4
<b>CONTROL DEVICES</b>	
User Interface	Keypad & LED
App Control	Bluetooth
Safety	PIN code via app
<b>FEATURES</b>	
Robot Size (l x w x h)	534 x 263 x 386 mm
Wheel Profile	Flexible Rubber
Sound Power	60 dB (A)
Level of Protection	IPx5
<b>BATTERY POWER</b>	
Lithium-Ion Battery (25.9V) / Quantity	5.0 Ah / X1
Average Working Time (h +-20%)	03:00
Recharge Mode	Contact
Weight with batteries included	10 kg
<b>RRP €</b>	



25CM BLADE



FLEXIBLE RUBBER WHEEL



# ROBOT MOWERS

The baby of the new generation

## NEXTTECH D X2



Suitable for gardens up to 700m<sup>2</sup>. A mini robotic lawnmower created to have even less impact on the environment and equipped with the most advanced features. The latest generation processors, brushless motors, powerful batteries and 18 cm blade allow the robot to manage up to 4 separate areas. Excellent efficiency with perfect and fast results from a robot weighing just 7 kg and measuring 42 cm. The D X2 is equipped with connect module that allows you to manage, interact with and monitor the functions of the robot via Bluetooth.

### WHEELS

Patented front wheels that move independently of each other, while maintaining high cutting performances even on irregular and uneven terrain. Flex rubber rear wheels for excellent grip on all types of terrain, even on wet surfaces.



FLEXIBLE RUBBER  
REAR WHEELS



SMALL AND COMPACT  
42CM LONG



18CM BLADE



RECHARGING ROBOT

Technical Specifications	NEXTTECH D X2
Intact Code	TH020D0F9Z
<b>POWER</b>	
Maximum Cutting Surface m <sup>2</sup> (-20%)*	Up to 700m <sup>2</sup>
Motor Type	Brushless
Max. Permissible Slope (%)	45%
Max. Slope (%)	35%
Slope on outer edge or perimeter wire (%)	20%
<b>CUTTING SYSTEM</b>	
Blade Type	4 Point Star
Cutting Width	180 mm
Min - Max Cutting Height	25 - 70 mm
Cutting Height Adjustment	Manual
Spiral Cutting System	Yes
Self Levelling	-
Eco Mode	Yes
Rain Sensor	Yes
Manageable Areas (including the main)	4
<b>CONTROL DEVICES</b>	
User Interface	Keypad & LED
App Control	Bluetooth
Safety	PIN code via app
<b>FEATURES</b>	
Robot Size (l x w x h)	420 x 290 x 220 mm
Wheel Profile	Flexible Rubber
Sound Power	57 dB (A)
Level of Protection	IPx5
<b>BATTERY POWER</b>	
Lithium-Ion Battery (25.9V) / Quantity	5 Ah / X1
Average Working Time (h +-20%)	02:00
Recharge Mode	Contact
Weight with batteries included	7.1 kg
<b>RRP €</b>	

# SECO STARJET

The Starjet is a robust machine that is suitably capable of handling large gardens, playgrounds and corporate complexes. Thanks to the construction of the mowing device and the wide collection tunnel, it collects perfectly grown and damp grass.

 **UJ102 22 H**



 **UJ102 22 H**



Technical Specifications	STARJET UJ102 22 H (BLUE)	STARJET UJ102 22 H (RED)
Transmission	Tuff Torq K-46	Tuff Torq K-46
Engine Model	Loncin 22 Series	Briggs & Statton Professional 7220PXi
Displacement / Cylinders	635cc / Twin	656cc / Twin
Cutting Width	102cm	102cm
Cutting Height	25 - 80 mm	25 - 80 mm
Grass Box Capacity	320 Litre	320 Litre
Seat	Deluxe with arm rests	Deluxe with arm rests
RRP	€	€



# SECO CROSSJET & GOLIATH

The Crossjet & Goliath are rough terrain tractor mowers, especially designed for mulching non-maintained, neglected areas. With ease, they cut down overgrown areas. They are especially popular for their unique features in the maintenance of ditch roads, downhill tracks, maintenance of riverbeds, ponds and grass cutting in forests.

## Crossjet AC92-21



## Goliath GC92-23



\*Deck missing on image shown



### Technical Specifications

Technical Specifications	CROSSJET AC92-21	GOLIATH GC92-23
Transmission	Tuff Torq K-62	Tuff Torq K664 + Kanzakie KXH 10M
Drive Type	2WD with Diff Lock	4WD with Diff Lock
Engine Brand Model	Briggs & Stratton Vanguard 21	Briggs & Stratton Vanguard
Displacement / Cylinders	627cc / Twin	627cc / Twin
Cutting Width	92cm	92cm
Cutting Height	50 - 100 mm	40 - 120 mm
Fuel Tank Capacity	19 Litres	16 Litres with Gauge
Seat	Comfort Seat	Comfort Seat with Belt
RRP	€	€

## LAWNMOWERS

### CR 43 EL Electric

- Electric 1,600W Motor
- Push Transmission
- Centralised Height Adjustment
- 55 Litre Grassbox Capacity
- Polypropylene Deck
- 43cm Cutting Deck
- Cutting Height: 18 - 60 mm
- Cable not included

RRP €



### CR 46 SPDKL

- Loncin 166cc OHV Engine
- Self Drive Transmission
- Centralised Height Adjustment
- 58 Litre Grassbag Capacity
- 46cm (18") Deck Width
- Cutting Height: 34 - 84mm
- Steel Deck

RRP €



# LAWN MOWER

SP 65 H **NEW**

- ▷ High grass mower
- ▷ Suitable for gardens up to 2,500m<sup>2</sup>.
- ▷ It has a front wheel lock system for use on sloping terrain.
- ▷ Side deflector and height-adjustable handlebars.

POWERED by  
**HONDA**



## Technical Specifications

### SP 65 H

Engine Model	Honda GCV 200 S4
Transmission Type	Belt and Transmission Box
Engine Net Power	4.2 kW
Displacement	201 cc
Cutting Width	60 cm
Deck	Steel
Centralised Height Adjustment	4 pos. 50 - 120mm
Wheel Ball Bearings (mm)	200/430
Cutting Methods	Side Discharge
Weight	74 kg
RRP	€



# GARDEN SCARIFIERS

## SC40 LC **NEW**

- Recommended Area: 500m<sup>2</sup>
- Loncin (127cc) Series Engine
- 380mm Working Width
- Fixed Knives
- No. Blades: 16 Double Sided
- Front Height Adjustment
- Complete with 40 Litre Bag
- Wheel Size: 180mm

RRP €

**LONCIN**



## SC45BS – Push

- Recommended Area: 1,500m<sup>2</sup>
- Briggs & Stratton CR750 (163cc) Series Engine
- 450mm Working Width
- Fixed Knives
- No. Blades: 19 Double Sided
- Front Height Adjustment
- Complete with 45 Litre Bag
- Wheel Size: 180mm

RRP €

**BRIGGS & STRATTON**



## SC520 PRO H – Push

- Recommended Area: 2,500m<sup>2</sup>
- Honda GP200 (196cc) Series Engine
- 520mm Working Width
- Swinging Knives
- No of blades: 34
- Central Height Adjustment
- Wheel Size: 205mm

RRP €

POWERED BY  
**HONDA**



## SC520BS – Push

- Recommended Area: 2,500m<sup>2</sup>
- Briggs & Stratton CR950 (205cc) Series Engine
- 520mm Working Width
- Swinging Knives
- No. Blades: 34
- Central Height Adjustment (Lever)
- Wheel Size: Aluminium 205mm

RRP €

**BRIGGS & STRATTON**





**NEW**

# STARJET 122 4X4

## High Tip 4 Wheel Drive Tractor Mower

Technical Specifications	STARJET 122 4X4
Transmission	Tuff Torq K664 & Kanzaki KXH10N
Engine Model	KAWASAKI FS 691
Displacement / Cylinders	726 cc / Twin
Cutting Width	122cm
Tipping Height	187 cm
Grass Box Capacity	400 Litre





# VICTOR CONSTRUCTION



# CEMENT MIXERS

PCM5 PE220V

PCM5 PE110V

PCM150 BS



PCM150 HONDA POWERED by HONDA

PCM150 LONCIN LONCIN



Technical Specifications	PCM5 PE 220V	PCM5 PE 110V	PCM150 BS	PCM150 HONDA	PCM150 LONCIN
Engine	Electric Motor	Electric Motor	Briggs & Stratton	Honda	Loncin
Model	220v	110v	550 Series	GX120	LC152-F1
Drum Capacity	150 Litre	150 Litre	150 Litre	150 Litre	150 Litre
Gearbox	Yes	Yes	Yes	Yes	Yes
Stand	Extra Heavy Duty Rotating	Extra Heavy Duty Rotating	Extra Heavy Duty Rotating	Extra Heavy Duty Rotating	Extra Heavy Duty Rotating
Oil Alert Switch	-	-	-	Yes	Yes
RRP	€	€	€	€	€



# SITE MIXERS

BP 400 4R D 

BP 500 4R D 



# ROAD TOW MIXERS

BP 400 R LAT H POWERED BY HONDA

BP 400 R LAT D 



Technical Specifications	BP 400 4R D	BP 500 4R D	BP 400 R LAT H	BP 400 R LAT D
Type	Site Mixer	Site Mixer	Road Tow Mixer	Road Tow Mixer
Engine	SIRL	SIRL	Honda GX160	SIRL
Drum Capacity	360 Litre	450 Litre	360 Litre	360 Litre
Fuel	Diesel	Diesel	Petrol	Diesel
Lifting Gear	Yes	Yes	Yes	Yes
RRP	€	€	€	€

# GENERATORS

## GG3300 E-AVR

▷ 3.7 KVA	▷ Socket: 220v (16 amp), 110v (16 amp)
▷ UP170, single cylinder, 4-stroke	▷ Low Oil Shutdown
▷ Displacement 208cc	▷ 15 Litre petrol fuel tank
▷ Air cooled OHV Petrol engine	▷ Product Weight 42kg
▷ AVR Circuit Breaker Protected	▷ LxWxH 617 x 470 x 467 mm
▷ Recoil and Electric Start	RRP €



## GG6200 E-AVR

▷ 6.8 KVA	▷ Socket: 220v (32 amp), 110v (32 amp)
▷ UP190, single cylinder, 4-stroke	▷ Low Oil Shutdown
▷ Displacement 420cc	▷ 25 Litre petrol fuel tank
▷ Air cooled OHV Petrol engine	▷ Product Weight 81kg
▷ AVR Circuit Breaker Protected	▷ LxWxH 697 x 525 x 577 mm
▷ Recoil and Electric Start	▷ Trolley Kit included
RRP €	



# POWER TROWELS



## MT24-4U

▷ 24" Rotor Diameter
▷ 4kW
▷ Honda GX 160 engine
▷ Product Weight 67kg
▷ Blades and pan included
RRP €



## MT36-4U

▷ 36" Rotor Diameter
▷ 4kW
▷ Honda GX 160U engine
▷ Product Weight 90kg
▷ Blades and pan included
RRP €

# RAMMER



## MR68H

▷ Honda GX 100 engine
▷ 11" shoe size
▷ 2.2kW
▷ Product Weight 68kg
▷ 2.8 litre fuel tank capacity
RRP €

# ROADSAW



## MF16-4U

▷ Honda GX 390 engine
▷ 9.6kW
▷ Product Weight 144kg
▷ 14cm Max cutting depth
▷ Blade size 14-16" *
▷ Handle rotation depth adjustment
RRP €

\*Blade sold separately

# COMPACTORS PLATE



MS50



MS60-4U

POWERED BY HONDA



MSR90-4U

POWERED BY HONDA



Technical Specifications	MS50	MS60-4U	MSR90-4U	MS125-5	MSH160E-5
Type	12" Plate	14" Plate	20" Plate	16" Forward & Reverse	20" Forward & Reverse
Engine	Victor	Honda	Honda	KOHLER / Lombardini	KOHLER / Lombardini
Model	DK152F	GX160	GX160	LD225 Diesel	LD225 Diesel
Engine Net Power	1.8kW	4kW	4kW	5.5kW	5.5kW
Centrifugal Force	8.2kN	10.5kN	13kN	25kN	30kN
Product Weight	54kg	62kg	83kg	151kg	156kg
Transport Wheels	Yes	Yes	Yes	Yes	Yes
Water Tank	-	Yes	Yes	-	-
Rubber Mat	-	Yes	Yes	-	-
Protective Frame	-	Yes	Yes	Yes	Yes
Extension Plate	-	-	-	-	Yes
RRP	€	€	€	€	€

# COMPACTORS FORWARD & REVERSE



MS125-5

KOHLER ENGINES



MSH160E-5

KOHLER ENGINES



# MBW SCREEDS FOR CONCRETE

## SCREED WIZARD

Petrol driven, walk behind screed and levelling device to create a smooth aggregate free finish on concrete.

WSE5H	SCREED WIZARD BLADES		
▷ Honda GX35 Engine 4-Stroke	<b>SIZE</b>	<b>CODE</b>	<b>RRP</b>
▷ Product Weight 13kg	2.4 metres (8ft)	WSBLADE8	€
▷ Interchangeable blade*	3 metres (10ft)	WSBLADE10	€
▷ Fully adjustable handle	3.65 metres (12ft)	WSBLADE12	€
<b>RRP €</b>			
*Blades sold separately			



POWERED BY HONDA

## SCREEDEMON

Petrol driven, double triangular, extra rigid, magnesium walk behind concrete screed.

WS500H
▷ Honda GX35 Engine 4-Stroke
▷ Displacement 35cc
▷ Product Weight 13.2kg
▷ Interchangeable blade* (*sold separately)
▷ Hand/arm vibration is 50 to 90% lower than competitive screeds
<b>RRP €</b>

SCREEDEMON BLADES		
SIZE	CODE	RRP
1.83 metres (6ft)	17806	€
2.4 metres (8ft)	17808	€
3 metres (10ft)	17810	€



POWERED BY HONDA

# MBW HANDTOOLS

## MBF36

### MAGNESIUM BULL FLOAT

- ▷ 36" width for a great concrete finish
- ▷ Pitch adjusting knuckle head
- ▷ 3 snap together handles included

**RRP €**



## BBG36

### BIG BLUE GLIDER

- ▷ 36" width for a great concrete finish
- ▷ Pitch adjusting knuckle head
- ▷ 3 snap together handles included

**RRP €**



## FB36

### FRESNO BROOM

- ▷ 36" width for a great concrete finish
- ▷ Pitch adjusting knuckle head
- ▷ 3 snap together handles & brush incl.

**RRP €**



# WATER PUMPS

## CLEAR 1.7

Clear water with low sediment

▷ KC26 2 Stroke Starter Engine	▷ Lifting Height 8 metres
▷ Displacement 23cc	▷ Suction Height 8m
▷ Range Aqualine Intens	▷ Granulometry 8mm
▷ Suction Diameter 25mm	▷ Automatic Priming
▷ Backflow Diameter 25mm	▷ Product Weight 6.8kg
▷ Outflow Max 110 L/min	RRP €



## ST2.36H CLEAR WATER

POWERED BY  
HONDA

Clear water with low sediment

▷ Honda GX120 OHV Engine	▷ Lifting Height 29 metres
▷ Displacement 118cc	▷ Suction Height 8 m
▷ Range Aqualine Intens	▷ Granulometry 8mm
▷ Suction Diameter 50mm	▷ Automatic Priming
▷ Backflow Diameter 50mm	▷ Product Weight 24.5kg
▷ Outflow Max 600 L/min	RRP €



## ST3.60H CLEAR WATER

POWERED BY  
HONDA

Designed for water with low solid content.

▷ Honda GX160 OHV Engine	▷ Lifting Height 26 metres
▷ Displacement 163cc	▷ Suction Height 8m
▷ Range Aqualine Intens	▷ Granulometry 8mm
▷ Suction Diameter 76mm	▷ Automatic Priming
▷ Backflow Diameter 76mm	▷ Product Weight 29kg
▷ Outflow Max 900 L/min	RRP €



## TR3.60H SEMI TRASH

POWERED BY  
HONDA

Designed for water with low solid content

▷ Honda GX160 OHV Engine	▷ Lifting Height 26 metres
▷ Displacement 163cc	▷ Suction Height 8m
▷ Range Aqualine Intens	▷ Granulometry 8mm
▷ Suction Diameter 76mm	▷ Automatic Priming
▷ Backflow Diameter 76mm	▷ Product Weight 34.5kg
▷ Outflow Max 900 L/min	RRP €



## XT3.78H TRASH PUMP

POWERED BY  
HONDA

High performance under extreme conditions

▷ Honda GX240 OHV Engine	▷ Lifting Height 27 metres
▷ Displacement 242cc	▷ Suction Height 8m
▷ Range Aqualine Specialist	▷ Granulometry 27mm
▷ Suction Diameter 76mm	▷ Automatic Priming
▷ Backflow Diameter 76mm	▷ Product Weight 68.5kg
▷ Outflow Max 1340 L/min	RRP €



# DIAMOND BLADES

## Specialist 1,000 Series

- The Specialist 1,000 Series has been designed and developed to deliver unrivalled product performance for the lowest cost per cut.
- It features ultimate diamond quality and bond formulation with the widest span of application.

### MUT5 MULTI-APPLICATION

#### Cuts Everything

Very hard concrete, Class A engineering bricks, 65 -100 newton clay paviours, hard flint aggregates, reinforced concrete lintels, kerbs, hard concrete paving slabs, some clay products, hard slate. Ductile iron and steel up to 10mm thickness.

▫ 10mm segments	▫ Precision aerated metal bank enhances cooling, lowers blade weight and improves visibility through the blade whilst cutting.		
▫ Dry and wet cutting			
▫ Conforms to EN13236			
DIAMETER	CODE	BORE SIZE	RRP
300mm	MUT5300	20mm	€
350mm	MUT5350	25.4mm	€



APPLICATIONS	MUT5	MM50
▫ Ductile Iron	✓✓✓✓✓	✓✓✓
▫ Metal steel	✓✓✓✓✓	✓✓✓
▫ Engineering Bricks	✓✓✓✓✓	✓✓✓✓✓
▫ Concrete Hard aggregates	✓✓✓✓✓	✓✓✓✓✓
▫ Clay Pipes	✓✓✓✓✓	✓✓✓
▫ Clay Paviours	✓✓✓✓✓	✓✓✓
▫ Clay Roof Tiles	✓✓✓✓✓	✓✓✓
▫ Hard Paviours	✓✓✓✓✓	✓✓✓
▫ Hard Facing Bricks	✓✓✓✓✓	✓✓✓
▫ Reinforced Concrete Lintels	✓✓✓✓✓	✓✓✓✓✓
▫ Cured Concrete	✓✓✓✓✓	✓✓✓✓✓
▫ Concrete Paving Slabs	✓✓✓✓✓	✓✓✓✓✓
▫ Concrete Pipes and kerbs	✓✓✓✓✓	✓✓✓✓✓
▫ Medium Facing Bricks	✓✓✓	✓✓✓✓✓
▫ Hard Sandstones	✓✓	✓✓✓✓✓
▫ Slate	✓✓	✓✓✓✓✓
▫ Marble	✓	✓✓✓✓✓
▫ Limestone Concrete	✓✓	✓✓✓✓✓
▫ Medium Block Paviours	✓✓	✓✓✓✓✓
▫ Concrete Tiles	✓	✓✓✓
▫ Medium Sandstone	✓	✓✓✓
▫ Gritstone		✓✓✓
▫ Asphalt Over Concrete		✓✓✓✓✓
▫ Breeze Blocks		✓✓✓✓✓
▫ Top blocks		✓✓✓✓✓
▫ Green concrete		✓✓✓✓✓
▫ Asphalt		✓✓✓✓✓
▫ Lignacite Blocks		✓✓✓✓✓

Key: ✓ Acceptable - Reasonable Cutting Speed & Life  
 ✓✓ Recommended - Reasonable Cutting Speed & Life  
 ✓✓✓ Good Performance - Good Cutting Speed & Life  
 ✓✓✓✓ High Performance - Excellent Cutting Speed and Life  
 ✓✓✓✓✓ Highest Performance - Maximum cutting Speed and Life

### MM50 MULTI-APPLICATION

#### Cuts everything, hard, medium, abrasive & asphalt in one blade

For medium hardness class B engineering bricks, concrete kerbs, concrete lintels and beams, reinforced concrete, 30-60 newton block paviours, york stone, concrete pipes and other less abrasive materials. Ductile iron and steel up to 10mm thickness. Cuts all concretes and asphalts.

▫ Cuts everything	▫ Up to 3x the speed & 5x the life of conventional diamond blades.		
▫ 12mm segments			
▫ Dry & wet cutting	▫ Unique blade utilising both micro and nano diamond technology within bond formulation.		
▫ Conforms to EN13236			
DIAMETER	CODE	BORE SIZE	RRP
400mm	MM5040025	25.4mm	€
450mm	MM5045025	25.4mm	€



# Doyles Wholesale

## Now your Irish distributor for MBW Construction

With a heritage stretching back to 1884, Doyle's have built a strong reputation known for their expertise and trustworthiness - selling reliable and dependable products for many generations.

At Doyle's we strive to be the best in everything we do, and ensure that the products we sell are fit for our customer's purpose. We only supply products that we know are suitable to Irish conditions that are serviceable and can be supported in the field. We work with like-minded manufacturing partners that share our passion and work to our ethos "if we sell it, we support it". This gives our customers the comfort and peace of mind which we can rely upon in this ever-changing world.

Backed by Doyle's is your guarantee of the right product, at the best price, with the expertise, parts and support you need to get the job done for many more years to come.

*- Doyle's Wholesale*



**HANDTOOLS /// PLATE COMPACTORS  
POWER TROWELS /// SCREEDS**



*Distributed in Ireland  
by Doyle's Wholesale ©2023*